

2012 VISITING MASTER ARTIST WORKSHOPS

JEWELRY

TOM & JIM DAILING

Jewelry Techniques:

From Concept through Completion

January 2-6 | \$850



This 5 day workshop will begin with the practical and aesthetic issues of designing a piece of jewelry. We'll discuss creating wax prototypes and the tools used in carving wax. Students will be taught how to create their own wax carving tools. We'll move on to understanding the burnout and casting process, along with clean up and proper metal finishing techniques. Additional tools, materials and gems will be available at additional costs depending on individual projects.


Advanced Gem Setting without Prongs

January 7-8 | \$300

This two day workshop is the perfect conclusion to Tom and Jim Dailing's Concept to Completion (prior 5 day workshop,) or it can be taken by itself. This class will begin by looking at the historical evolution of gem mining, gem cutting, and the physical properties of gems that must be taken into consideration during setting. We will cover the following: channel setting, bead setting, pavé, flush setting and variations of these using mallet and punch.

MARY ANN & KEN DEVOS

Ancient Faces January 14-15 | \$165



Ceramic and metal clays share a great many characteristics. For this reason, combining them in a single art form seems a logical process. In this workshop, ceramic clay forms are combined with silver clay to create spirits, fairies or whimsical faces. For expedience, the ceramic forms will be available already fired and ready to combine with the silver clay. The class will present some of the similarities and differences between these two materials. Students will learn firing techniques for mixed media pieces. Combine precious silver metal clay with one of a variety of clay faces, beads and other exciting elements. Based on student's individual projects during the workshop, additional materials fee may be charged by the instructor.

Color Explosion on Silver

March 3-4 | \$165

Explore the creation of three-dimensional sculptures of fine silver. The basic form used will be an orchid but other designs are possible. Create a fine silver piece and use glass enamels to add another dimension to the work. The glass enamels can be fired with either a kiln or a torch. We also will introduce new types of color applied to metal without the need for heat. The class will offer plenty of opportunities to experiment with different ways to add color to the surface of silver. Based on student's individual projects during the workshop, additional materials fee may be charged by the instructor.

JAYNE REDMAN

Making Multiples: Blanking Dies and Pattern Development

January 19-21 | \$525



One-piece blanking dies allow you to easily cut out precise duplicate shapes from silver, gold and other non-ferrous sheet metals. Redman has been using this method for her own production jewelry for 15 years and has developed ways of creating dies and blanking multiples using basic shop tools. In this workshop you will learn how to develop patterns for this process and the method of sawing dies from flat stock tool steel. You will be amazed at how quickly you can go from original idea to duplicated shape as you make and use your own blanking dies during class. Jayne will be demonstrating her own inventive methods of forming, connecting, and engineering. Basic metalsmithing skills such as sawing and filing are required. Based on projects during the workshop, the instructor estimates an additional materials fee of \$140. *Cover Artist.

MICHAEL BOYD

Lapidary Techniques for Jewelers

February 24-28 | \$820



Are you passionate about gemstones but frustrated that all the stones you see are cut in shapes that don't fit your work? Are you tired of the same old oval cabs and round brilliants? Are you ready to take control of your own designs? Take this inspirational workshop and learn how to design using stone as a medium and not an accessory. Watch step-by-step instruction on how to cut and polish basic forms and shapes (other than ovals) in stone, as well as how to pierce, drill, and rivet stones with metal. Learn how to carve grooves, laminate stones, layer stone and metal, and much more. You'll also learn how to use color and apply basic color theory. Open to all levels. Because of the nature of the project in this workshop, a materials fee of \$85 will be collected by the instructor from each participant in the studio.

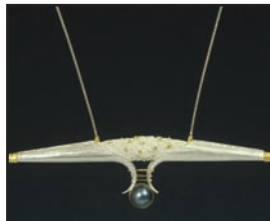
MONUMENTAL DRAWING & PAINTING - CHRIS VALLE



JUAN CARLOS CABALLERO-PEREZ

Texture and Metal Surface Embellishment

March 19-23 | \$750



During the course of this workshop students will explore and compare various surfaces and texturing techniques for the creation of jewelry and metal objects. We will use thin metal sheet and fine gauge wire. We will focus on processes such as roll-printing, hammer texturing, chase and stamping, fire texturing and the use of the flex-shaft as a texturing device and develop surface blocks, chasing tools and texture hammers, and learn different techniques for use. Also, students will explore various finishing techniques, opening the door to a great variety of aesthetic possibilities to enhance ideas for design considerations. Caballero-Perez will demonstrate surface texturing, primarily in copper, brass and sterling silver. Working in gold is strictly optional. Based on student's individual projects during the workshop, additional materials fee may be charged by the instructor.

AMY ROPER LYONS

Composing with Color and Line:

Cloisonné Enameling Demystified

March 29-31 | \$425



Learn the art of cloisonné enameling step by step: delicate wires of silver or gold are fused to a base of pure silver, with enamel powders applied in thin layers to add color. Beginners will learn all the basics, while more advanced students increase their mastery. Texturing the base, wire-bending, smoothly blending colors, using foils, polishing methods, and more will be covered. Discover the tips and tricks that make this exciting technique easy and fun! Based on student's individual projects during the workshop, additional materials fee may be charged by the instructor.

CERAMICS

MARGARET BOHLS

Expressive Slab-Built Pottery

February 10-12 | \$400



Students will learn how to build functional yet inventive forms using clay slabs. The class will explore a breadth of possibilities for form, using both soft and stiff slabs to create forms ranging from organic and gestural to clean and architectural. Demonstrations will include ways to create and use paper patterns and textured plaster slab molds, alternate ways of making spouts, lids and handles, and making and using stamps and sprigs. Discussions will provide ideas about how to develop one's own expressive form language and surface decoration and different ways to conceptualize functional forms. Margaret will share a collection of glazes she has gathered and developed for rich color and depth of surface. For inspiration, students will be shown images of a wide range of historical and contemporary pottery forms.

JOSH DEWEESE

Pottery as Expression

February 24-26 | \$400



The workshop includes demonstrations of throwing, altering and constructing a variety of pottery forms and a hands-on opportunity to try new techniques on the wheel. Participants will discuss issues involved with making pottery as an expressive art form and will gather information concerning clay bodies, glazes, and firing techniques. The artist presentation will include historical and contemporary references as well as a historical account of the Archie Bray Foundation and its contribution to the field of ceramic art.

MCKENZIE SMITH

Decorative Techniques for Soda Firing

March 10-11 | \$325



Soda firing is an exciting atmospheric process that can yield lively and unpredictable surfaces. In this two-day workshop, students will glaze, load, and fire the soda kiln. Learn the essentials of glazing and decorating for soda firing. The interaction between clay, underglaze, glaze, and kiln atmosphere will be central as students consider how to decorate pots. Smith will demonstrate how to make brushes during the workshop, but please bring your favorite brushes for decorating. Participants are asked to bring 8 bisque fired pots to the workshop. Because of space restrictions, please bring small to medium size pots, and do not exceed 15 inches in height; flatware must not exceed 12 inches. The Armory Art Center will supply the slips and glazes for the firing.



PAINTING

CHRIS VALLE

Monumental Drawing and Painting

January 13-15 | \$450



This 3-day workshop will challenge participants to work on a large scale. Drawing large allows you to get your whole body involved in the action of making marks, rather than just your hand. The large scale also makes the small intricate details (that would normally be tough to work with) larger, so it is easier to see, and you are able to get charcoal sticks and your fingers in those places. This workshop will engage the participants in contemporary approaches to combining drawing and painting; it will surely add excitement to your drawings. Once you work this large, you will not want to work small again.

Encaustic and Experimental Painting

March 23-25 | \$450

This 3-day workshop will give participants an introduction to the encaustic medium and method—from the classical to the experimental. Artists with backgrounds in almost any medium will find this workshop to be an exciting opportunity to expand their visual vocabulary with wax. The demonstrations will provide artists with sound technique and the ability to explore this versatile medium; and after demonstrations, there is plenty of time for hands-on-experience. Encaustic has the ability to be the great "unifier", allowing artists to bring together multiple mediums in exciting and innovative ways. In addition to encaustic, demonstrations will include a variety of other methods and techniques that can enhance and deepen your work, such as image transfers, decal paper, texture paint, and liquid metallic surfacers.

RICHARD FRANK

Watercolor: Transparent Poetry

February 1-4 | \$425



Watercolor paintings are characterized by the brightness, clarity and immediacy that flow from the inherent nature of the medium. The workshop will focus on further developing the participant's skills in bringing to the fore the mediums strengths, giving the artist the opportunity for improvisation and discovery. In order to accomplish proficiency in these characteristics the workshop will include specific exercises, demonstrations, and visual presentations leading to the creation of the participants own work of art. The workshop will begin with a visual presentation of the watercolors of such artists as John Singer Sargent and Winslow Homer; Discussion will center on how they were able to obtain such stunning effects. The next phase of the workshop will feature a series of innovative exercises, demonstrated by Frank, that will illustrate and review basic principles of watercolor painting.

LIAN QUAN ZHEN

Chinese Watercolor February 17-19 | \$400



During the three-day watercolor workshop students learn basic techniques such as composition and coloring, as well as Zhen's techniques including "Color Pouring and Blending". There are many short demos each day with student practices in between which allow students to learn. Also, there are critique sessions when Zhen helps students by touching up their paintings. Student could finish a couple of paintings at the workshop.

KEN KEWLEY


Figurative Painting February 20-24 | \$650



Working from the model in acrylic paint and cut paper the workshop will explore ways to move toward abstraction without going away from representation. In place of theory the individual's love of color and shape will be emphasized. We will explore abstract shapes and colors; how to find them in nature and how to use them to build form. We will be making many small paintings, working quickly with acrylic on paper, and constructing collages with cut color paper. We will also combine the two.

JAMIE KIRKELL

Painting on Silk March 2-3 | \$350




This is an exciting and stimulating workshop to explore design, color, and painting on silk. Colors on silk are breath-taking. Design techniques are easy to apply, and painting florals are perfect for this art form. Classes are taught in an open, relaxed manner and are geared for the beginner or the seasoned artist interested in exploring silk painting. Kirkell invites all who are interested to this delightful two day workshop where students will create stimulating work, learn a new and easy way to design fabric, and work with others to explore the joy of silk painting. Students will be completing three scarves by the end of the second day.

SUZANNE SCHERER & PAVEL OUPOROV

Egg Tempera and Gilding

March 12-16 | \$450



Suzanne Scherer and Pavel Ouporov, two of the leading practitioners of this ancient technique, will conduct a five-day, comprehensive workshop. Students will have the unique opportunity to create an egg tempera painting of their own design on genuine gesso wood panels. All aspects of the medium will be covered from the mixing of paints from dry pigments and egg yolk, under painting, glazing, and water-gilding, to the embellishment of the gold leaf with designs, pattern and gems. Combining both Eastern icon and Western panel painting traditions, Scherer and Ouporov will provide in-depth, hands-on instruction and demonstrations.

SCULPTURE

THADDEUS ERDAHL

Eccentric Figuration February 6-10 | \$500



People in today's culture take on many identities, wearing a variety of hats. The Internet has opened up a Pandora's Box of information that saturates us daily. You look at any magazine, television show or Internet site and become consumed with human faces. There seems to be a need to escape into someone else's life, and leave personal realities far behind. This process is similar to an artist's escape into his or her work. However, the creative escape that takes place during the making process is a much more complex myriad of conscious and subconscious imagery and memory. This class will explore the contemporary appearance of the ceramic figure through the rich tradition of storytelling in figurative ceramics. Students should come prepared with personal source imagery. We will explore ways of creating contemporary narratives in clay. The technical focus will be on hollow form handbuilding using earthenware clay and simple wooden armatures to create dynamic bases. The class will emphasize individual making and personal expression with regular sessions for discussion and critical reflection.

LAUREN LEVATO

Drawing is for Sculptors: Five Ways to Think About the Heart, a Wing, a Root System

February 20-24 | \$425



Lauren Levato will lead a figurative sculpture workshop that emphasizes the importance of drawing in the thinking of and execution of artworks. From the concept of the composition to the final render, she will focus on why and how drawing is the unifying thought process of all artworks and why graphite, paint, or porcelain are essentially all the same material. Students will work from live models and still lifes to create a new way of thinking about sculpture and drawing in relation to one another. This is a workshop for any artist at any level with a focus on why drawing is essential for working in 3D.

NAN JACOBSON

Bas Relief March 5-9 | \$550



Combining the best of 2 dimensional and 3 dimensional techniques, sculptural tile is a challenging and exciting alternative to flat tile. Learn how to sculpt vibrant, exciting surfaces in clay using various texture tools you will learn to make yourself. You will also receive instruction in creating plaster molds of your tiles in order to press multiple copies.

We will cover special considerations and techniques such as measuring for shrinkage and products needed to adhere your finished tile to walls to create large installations.

PETER RUBINO

The Female Torso in Clay

March 12-16 | \$800



The first three days will focus on sculpting a 24-30 inch female torso from live model. Learn a fresh sculptural language and foundation concepts, utilizing Rubino's easy to follow step by step system of blocking in the masses, plane structure and anatomy of the figure. Discover the power, grace and essence of the human form as you create a substantial three dimensional representation or abstract expression of the model in pose. Surface treatment, texture and tooling techniques will be demonstrated to help students develop a professional looking sculpture. Day four and five are devoted to creating a large hand and foot from life. Peter will discuss how to hollow, fire and apply a patina to your finished pieces. Open to all levels, beginners welcome. The patina process can be found in Peter's first book "The Portrait in Clay". Mr. Rubino devotes an entire chapter to the female torso, hands and feet, in his new book "Sculpting the Figure in Clay".

Visiting Master Artist Workshops

TO REGISTER

Visit Us Online:

www.armoryart.org

Or Call: 561.832.1776

JEWELRY

MASTER ARTISTS: BIOS

JIM DAILING received his BFA from the University of Wisconsin-Stevens Point in 1985 and his MFA from Tyler School of Art in Philadelphia in 1990. He moved to Oregon in the fall of 1990 and most recently to Bend, Oregon in January of 2009 where he creates his jewelry and teaches private students in his studio near the Deschutes River. His time is balanced between creating one-of-a-kind engagement and wedding rings for his clients around the country and teaching classes and workshops. This past summer he taught workshops in stone setting and photography for jewelers in Seattle, Washington as well as Anchorage and Fairbanks, Alaska. This fall Dailing will be teaching part time at the Central Oregon Community College in Bend, Oregon. www.jimdailing.com

TOM DAILING attended the University of Wisconsin-Stevens Point from 1985 through 1987. He apprenticed under his brother Jim at Lee Ayers Jewelers in Stevens Point, Wisconsin from 1986 through 1988. In 1988 Tom became the jewelry designer at Lee Ayers Jewelers where he continues to be a pioneer in the jewelry world to this day. Dailing won his first award in 1992. With his Nautilus pendant accepted into the Smithsonian Institution's Gem Collection, images of his work now grace the pages of every national jewelry publication. His creations are on display at his home-base in Lee Ayers Jewelers, as well as Studio Jewelers in Madison, Wisconsin and The Goldsmith LTD. on Michigan Ave. In Chicago, Illinois. www.dailingdesigns.com

MARY ANN AND KEN DEVOS have been jewelry artists, designers and instructors working primarily in precious metals since 1988. Mary Ann has worked with Precious Metal Clay (PMC) since its introduction in the US in 1996. Ken has worked extensively in chain making and photography. Together they have created three books on PMC, with their first two in their third printings. Their jewelry reflects the tropical and marine influences of their southwest Florida island home. It also presents modern interpretations of ancient art forms such as masks. Their jewelry is available through select galleries in Southwest Florida. They present jewelry classes throughout the US and abroad. www.pmconnection.com

JUAN CARLOS CABALLERO-PEREZ is a metal artist and educator who came to the United States in 1986 from his home in Mexico City, Mexico. Carlos works as an Associate Professor in the Metals Program at Rochester Institute of Technology where he started in 2001. He received his MFA and BFA at Rochester Institute of Technology (RIT), School for American Crafts. Caballero Perez is a New York State Foundation of the Arts Fellow, Craft Alliance of New York State Career Development Grant Recipient, and he teaches, gives demonstrations and lectures nationally and internationally. In addition, he was an invitee to the Melbourne International Mokume Gane Symposium, Melbourne, Victoria, Australia. Workshop venues include Penland School of Crafts, Touchstone Center for Crafts, Florida Society of Goldsmiths, Appalachian Center for Craft and the Southwest Center for Crafts among others. www.caballero-studio.com

MICHAEL BOYD is a metal and stone artist who has mastered both media and brought them together in new ways. His work is highly respected and has been shown at top galleries and exhibitions including SOFA and the Museum of Art and Design (formerly the American Craft Museum). Boyd teaches internationally and is sought after by many advanced level jewelry schools. His jewelry is a compilation of standard materials and processes aimed at a progressive and innovative use of unusual, rare, and traditional materials. In the collecting and choosing of stones, Boyd is a colorist, and while cutting the stones, he defines the form and structure. Using stone as a medium is his goal as well as to blend and integrate these materials with the metal.

AMY ROPER LYONS is a studio jeweler and enamelist. Her work is concerned with the limitless variety of form and color found in the natural world. Inspired by her garden, and long walks along the seashore near her home, she creates one-of-a-kind and limited edition pieces in high-karat gold, enamels, and gemstones. Her award-winning work has been published in magazines and books such as 500 Enamelled Objects, "Lapidary Journal", "Ornament", and "Art Jewelry Magazine". Lyons's jewelry is exhibited nationally at museums, galleries and craft shows, recently at the Smithsonian Craft Show. Lyons has taught jewelry and enameling at the New Jersey Center for the Visual Arts, the Newark Museum, and Peter's Valley Craft Center. She received her BFA from the University of the Arts in Philadelphia, PA. www.amyroperlyons.com

PAINTING

RICHARD J. FRANK spent his childhood and received his primary school education in England. He earned an MFA in painting from the Tyler School of Art, Temple University and over the years has held positions as a museum curator (Curator of Education at the Norton Museum of Art and the Boca Raton Museum of Art), and as a university instructor having taught art and humanities at Temple University and in the California, Georgia, and Florida university systems. He has also worked as a gallery director, and host for arts programming for public television. Frank's career as a painter has included numerous exhibitions throughout the United States and Europe. He is the recipient of numerous awards and the holder of two Artists Fellowships from the State of Florida. Public art commissions can be seen locally at the Palm Beach International Airport, the historic Seaboard Railway Station and the Juno City Hall. His work is included in over thirty-five public and museum collections including the Butler Institute of American Art, the Norton Museum of Art, the Boca Raton Museum of Art, and the Society of the Four Arts.

LIAN QUAN ZHEN started sketching and painting in his childhood and continued as a hobby while he practiced medicine as a family physician in Canton Province, China. After immigrating to the US in 1985, he earned a BA from University of California at Berkeley and a Master of Architecture degree from MIT. He has had many solo exhibitions in the U.S., Hong Kong and China. His paintings are on display at the MIT Museum. He has taught for 12 years in watercolor and Chinese painting workshops in the US, internationally, as well as 7 years at UC, Berkeley, where he taught outdoor watercolor sketching. www.lianspainting.com

KEN KEWLEY received a BA from the College of Creative Studies at the University of California, Santa Barbara. While living in New York City, he was a night watchman at the Metropolitan Museum of Art and considers this a major part of his formal education. Kewley has exhibited his work nationally and internationally, most recently an exhibition of paintings and collages at Rothschild Fine Art in Tel Aviv. In New York he is represented by Lori Bookstein Fine Art. He has taught and lectured at the Jerusalem Studio School and teaches each summer near Siena for that school's Italian Summer Program. He has also taught at the National Academy of Design, Pratt Institute and at the Pennsylvania Academy of Fine Arts. His work is included in many private and public collections and has been reviewed in the New York Times, New York Sun, ARTnews, and the New York Observer. www.kenkewley.com

JAMIE KIRKELL creates large silk paintings that bring a fun and fresh perspective to the study of both the orchid and the iris. Embodying the spirit of botanical art by accurately depicting the complete flower, leaf, and stem. His vibrant paintings are a product of his stay in Java, Indonesia, where he studied batik and textile design under master batik artist Bambang Oetoro at the Batik Research Institute of Indonesia. His interest in orchid collecting and floral design flourished while he was in the Philippines and Southeast Asia with the United States Peace Corps. Kirkell has exhibited his works across the U.S. in galleries and botanical gardens, including a show at the Albin Polasek Museum in Winter Park last spring. www.kirkellsilkstudios.com

CHRIS VALLE is a native of Ocala, Florida. He received his Master of Fine Arts degree from the University of Florida, and currently teaches painting at the University of Tampa. Valle's current paintings in the Altered Series critique the influence of television on Western culture. He has had over 10 solo-exhibitions, and his work has been exhibited in over 60-juried exhibitions in galleries and museums throughout the United States, including the major artistic centers of New York City, Los Angeles, Chicago, and Dallas - Ft. Worth. www.chrisvalleart.com

SUZANNE SCHERER & PAVEL OUPOROV are a collaborative team who met while studying at the Moscow Surikov State Academy Art Institute. Scherer received her MFA in Painting from Brooklyn College, City University of New York and Ouporov earned his MFA from the Moscow Surikov State Academy Art Institute. Scherer & Ouporov's works are in the permanent collections at several museums and institutions. Awards include a NY Artist's Fellowship, Mid-Atlantic Visual Arts Grant, and a South Florida Cultural Consortium Fellowship for Visual and Media Artists. The artists have taught at the School of Visual Arts in New York, Brooklyn Museum, Brooklyn College, and FAU. www.schererandouporov.com

CERAMICS

MARGARET BOHLS is a studio potter and educator who lives and works in Minneapolis, Minnesota. She has been teaching ceramics at the University of Minnesota since 1998 during which time she has also been visiting faculty at Ohio University, Penn State University and NSCAD University in Halifax. Bohls has also taught many community classes and workshops at art centers and universities across the country. In her studio, Bohls makes hand-built porcelain pottery which she shows and sells both locally and nationally. www.margarethohls.com

JOSH DEWEESE is a ceramic artist and educator. He is an Assistant Professor of Art teaching ceramics at Montana State University in Bozeman, where he and his wife Rosalie Wynkoop have a home and studio. DeWeese served as Resident Director of the Archie Bray Foundation for the Ceramic Arts in Helena, Montana from 1992-2006. He holds an MFA from the New York State College of Ceramics at Alfred, and a BFA from the Kansas City Art Institute. DeWeese has exhibited and taught workshops internationally and his work is included in numerous public and private collections. www.deweeseart.com/Josh

MCKENZIE SMITH is a potter working in Florida. Smith worked as a Core Student at the Penland School of Crafts. He received his BFA from the University of South Florida and his MFA from the University of Florida. Residencies include the Archie Bray Foundation, Banff Center for the Arts, Baltimore Clayworks, and the University of Miami. Smith has exhibited widely and taught numerous workshops.

SCULPTURE

THADDEUS ERDAHL received his BA in Art Education and a BFA in Ceramics from the University of Northern Iowa and his MFA in Ceramics from the University of Florida. In the summer of 2008, he attended Think Tank III, a national arts in higher education symposium, as a Graduate Fellowship Recipient. He was an Artist-in-Resident at Arrowmont School of Arts and Crafts in Gatlinburg TN and following his residency served as Program Manager. He has exhibited his sculpture and presented workshops regionally and nationally throughout the United States. Erdahl recently moved to Princeton NJ to pursue his studio art career. He is currently the Visiting Artist at Princeton Day School, working in the Ceramics Studio. www.comic-opera.com

LAUREN LEVATO is a Chicago based visual artist and writer. She was trained at The School of Representational Art in Chicago and studied privately with Steven Assael. She earned her degrees in Professional Writing and Women's Studies from Purdue, and in Political Journalism from Georgetown University. Levato's obsessions include insects, odd creatures (like humans, for instance), myths, fables, and tall tales. You can find evidence of all this in her artwork, which includes drawing, painting, and sculpture. www.laurenlevato.com

NAN JACOBSON has been sculpting in clay for the past 20 years. She taught for 10 years at high schools in California, Massachusetts and Georgia after receiving her B.A. from Pasadena College in California. Jacobson has exhibited her work in galleries throughout the United States and received numerous prizes for her work including the Purchase Prize from the Tennessee All State Competition. **PETER RUBINO** began teaching sculpture 35 years ago at the Brooklyn Museum Art School and The National Academy School of Fine Art in NYC. Peter has achieved international acclaim with both private and corporate commissions: "Mother of All Life", a 10 foot monument in Israel, "Angel", a 35 foot figure for Walt Disney Corporation and a 2.5 times life size bust of President Obama. His popular instruction book, *The Portrait in Clay*, is distributed world wide and has been translated into Russian and Chinese. www.rubinostudio.com

2012 VISITING MASTER ARTIST WORKSHOPS

about our VISITING MASTER ARTIST WORKSHOPS

The Armory's Visiting Master Artist Workshop Series brings together participants and contemporary master artists from all over the country for unparalleled educational experiences. The 2011 -2012 Master Artist Workshop Series has been carefully designed to offer opportunities for artists at all levels to study with the best of today's master artists working in the areas of ceramics, sculpture, jewelry, painting, printmaking and drawing.



1700 Parker Ave.
West Palm Beach, FL 33401
561.832.1776
www.armoryart.org



Scan with your Smart Phone to Download Video!

25 YEARS OF CREATIVITY 1987 - 2012

NON-PROFIT ORGANIZATION
U.S. POSTAGE
PAID
WEST PALM BEACH, FL
PERMIT NO. 738

2012 VISITING MASTER ARTIST WORKSHOPS

Margaret Bohls | Josh DeWeese | McKenzie Smith | Tom & Jim Dailing | Mary Ann & Ken Devos
Jayne Redman | Chris Valle | Richard Frank | Amy Roper Lyons | Juan Carlos Caballero-Perez
Lian Quan Zhen | Ken Kewley | Jamie Kirkell | Suzanne Scherer & Pavel Ouporov | Michael Boyd
Thaddeus Erdahl | Lauren Levato | Nan Jacobson | Peter Rubino



REGISTRATION: To ensure your space, register early with full payment. We accept all major credit cards. Checks may be made payable to the Armory Art Center. **Call (561) 832-1776 or you can register online at www.armoryart.org.** Payment in full, per workshop, is required to reserve your space. Tuitions paid in advance for any workshop will be refunded, less a fee of \$100.00, provided the Armory receives notice of cancellation five (5) weeks prior to the start of the workshop. No refunds or transfers will be allowed without (5) weeks notice. Payments for workshop that are not held due to insufficient enrollments will be refunded in full. Notice of any workshop cancellations will be made approximately four (4) weeks prior to start date.

ARRIVAL: When you arrive at the Armory Art Center, please check in at our registration desk, located at our student entrance. We will direct you to the workshop space at that time. The desk will be open at 9:00 am each day of the workshop. Workshops are held between the hours of 9:30 am and 4:30 pm.

MEALS: Workshop participants are provided morning coffee and tea and a buffet lunch during the workshop with traditional and vegetarian choices. Snack and soda machines are available on the premises. We do not place separate daily orders for students. If you have special dietary concerns, please feel free to make your own meal arrangements.

MATERIALS: Participants are responsible for any materials needed for their workshop. You will receive a materials list at registration. Some materials will be available for purchase at the Armory during specified workshops. The Armory will gladly take receipt of any shipped materials for your workshop; however, due to storage limitations, please schedule delivery for no more than 5 days before your workshop and address your shipping label:

Armory Art Center
Materials for VMAW: Artist Name
1700 Parker Avenue
West Palm Beach, FL 33401

TRAVEL & ACCOMMODATIONS

The Armory Art Center is conveniently located in the heart of West Palm Beach easily accessible from three major airports and Interstate-95. NEARBY AIRPORTS (distance from Armory) **Palm Beach International:** 2.25 miles | **Ft. Lauderdale:** 49 miles | **Miami:** 70 miles

HOTEL PARTNERS:

THE CHESTERFIELD, PALM BEACH: www.chesterfieldpb.com
Special Executive Club Rates: From \$ 139 (Superior "Queen" or "Twin") - \$819 (penthouse) (includes complimentary daily breakfast, nightly beverage, newspaper, WiFi and gym access.)
For reservations, call 561.659.5800

GRANDVIEW GARDENS BED & BREAKFAST: www.grandview-gardens.com

Special Rates: From \$ 180 - \$189 (includes PBI airport pickup (10am-10pm only) and full breakfast) Discounts available for long stays. **For reservations, call 561.833.9023**

To find out more of what's happening in Palm Beach County during your stay, please visit: www.palmbeachculture.com

Be sure to contact the hotel directly and mention the Armory Art Center to receive the negotiated special rate.

ABOUT THE ARMORY ART CENTER

Located in the beautiful Palm Beaches,



the Armory Art Center is a not-for-profit visual arts education and exhibition center providing opportunities

for individual growth and self expression through participation in studio art classes, exhibitions, lectures and educational programs. Founded in 1986, the Armory Art Center is the original WPA building saved from demolition by artists, preservation activists, philanthropists and the local community, and has been renovated to provide students and guests new studios and redesigned gallery space. With over a dozen state-of-the-art studios and more than one hundred course offerings for adults and youth, the Armory Art Center is West Palm Beach's only community art center.

Join Us On:
f t @ THE ARMORY
www.armoryart.org



Cover Art By: Jayne Redman